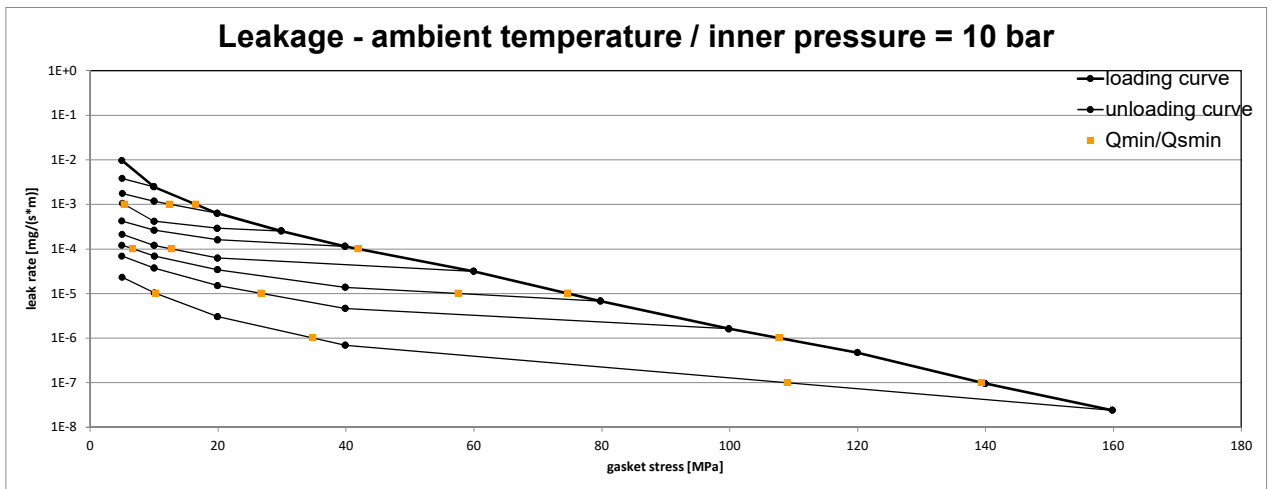
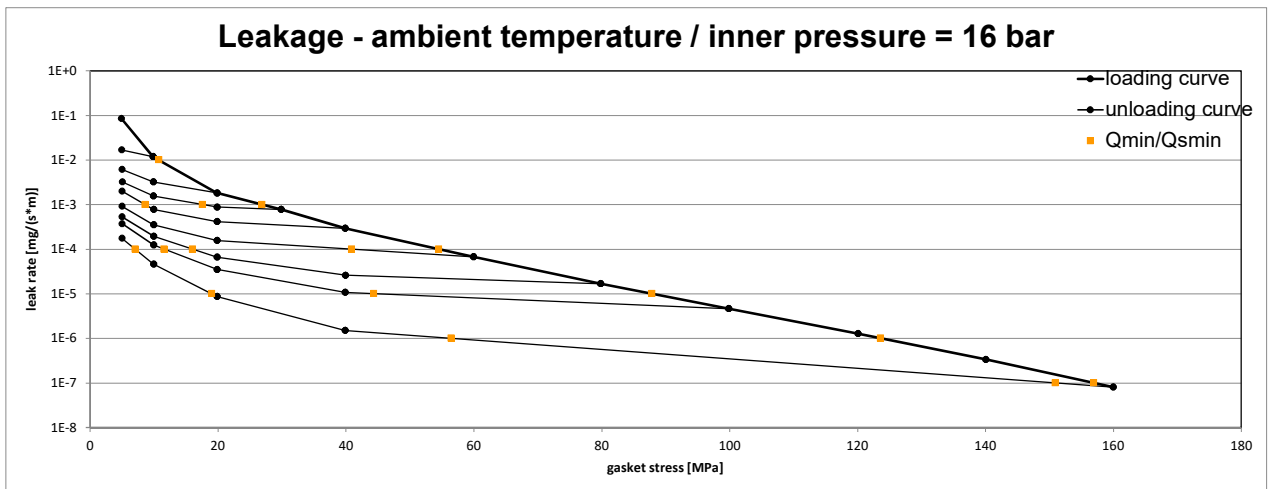


Company Address	SGL Carbon, Werner-von-Siemens-Str. 18, 86405 Meitingen, Germany	According to <b>DIN EN 13555</b> 2014-07
Gasket Type	Sigraflex Universal Pro V20010C2IP	
Sealing element dimensions [mm]	92 x 49 x 2	

L [mg/(s*m)]	Q <sub>min/L</sub> [MPa]	Minimum stress to seal Q <sub>min/L</sub> (at assembly), Q <sub>Smin/L</sub> (after off-loading) for p = 10 bar									
		Q <sub>Smin/L</sub> [MPa]									
		Q <sub>A</sub> = 10 MPa	Q <sub>A</sub> = 20 MPa	Q <sub>A</sub> = 30 MPa	Q <sub>A</sub> = 40 MPa	Q <sub>A</sub> = 60 MPa	Q <sub>A</sub> = 80 MPa	Q <sub>A</sub> = 100 MPa	Q <sub>A</sub> = 120 MPa	Q <sub>A</sub> = 140 MPa	Q <sub>A</sub> = 160 MPa
10 <sup>0</sup>	5	5	5	5	5	5	5	5			5
10 <sup>-1</sup>	5	5	5	5	5	5	5	5			5
10 <sup>-2</sup>	5	5	5	5	5	5	5	5			5
10 <sup>-3</sup>	17		12	5	5	5	5	5			5
10 <sup>-4</sup>	42					13	7	5			5
10 <sup>-5</sup>	75						58	27			10
10 <sup>-6</sup>	108										35
10 <sup>-7</sup>	139										109
10 <sup>-8</sup>											



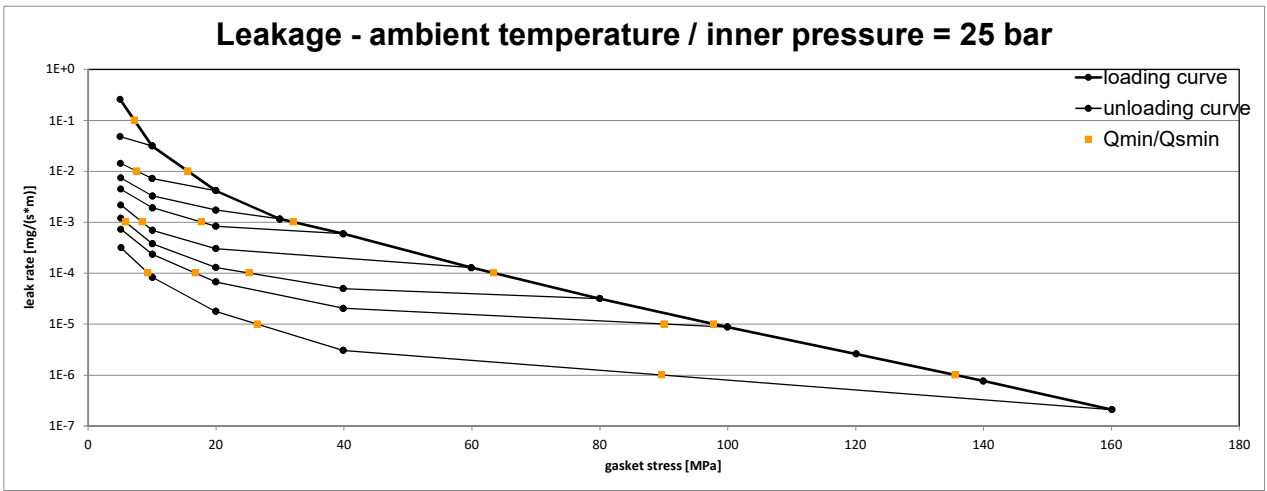
L [mg/(s*m)]	Q <sub>min/L</sub> [MPa]	Minimum stress to seal Q <sub>min/L</sub> (at assembly), Q <sub>Smin/L</sub> (after off-loading) for p = 16 bar									
		Q <sub>Smin/L</sub> [MPa]									
		Q <sub>A</sub> = 10 MPa	Q <sub>A</sub> = 20 MPa	Q <sub>A</sub> = 30 MPa	Q <sub>A</sub> = 40 MPa	Q <sub>A</sub> = 60 MPa	Q <sub>A</sub> = 80 MPa	Q <sub>A</sub> = 100 MPa	Q <sub>A</sub> = 120 MPa	Q <sub>A</sub> = 140 MPa	Q <sub>A</sub> = 160 MPa
10 <sup>0</sup>	5	5	5	5	5	5	5	5			5
10 <sup>-1</sup>	5	5	5	5	5	5	5	5			5
10 <sup>-2</sup>	11		5	5	5	5	5	5			5
10 <sup>-3</sup>	27			18	9	5	5	5			5
10 <sup>-4</sup>	55					41	16	12			7
10 <sup>-5</sup>	88							44			19
10 <sup>-6</sup>	124										56
10 <sup>-7</sup>	157										151
10 <sup>-8</sup>											



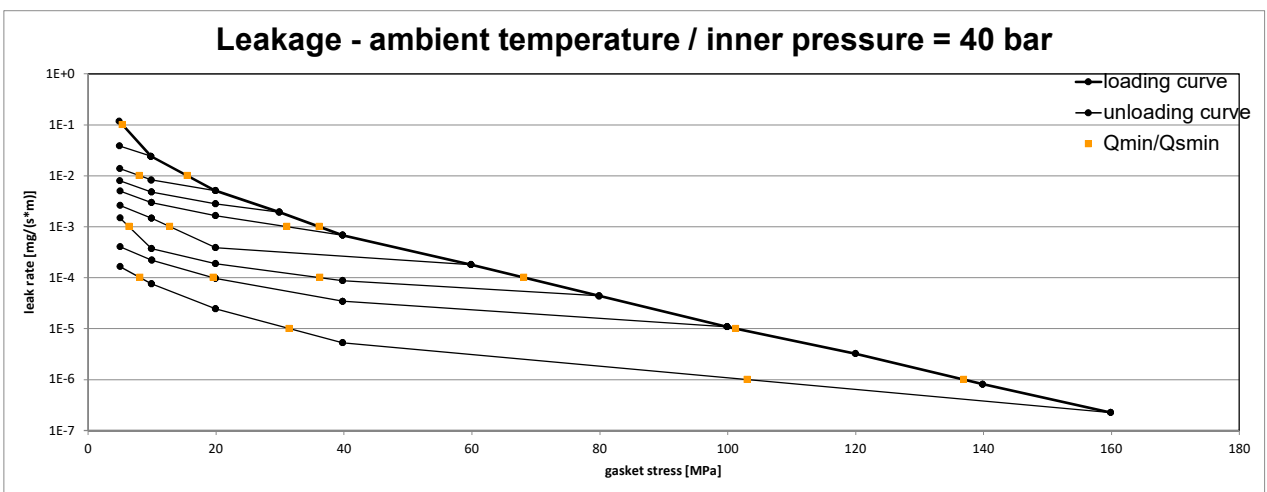
Note: the content of darkened cells was not determined respectively is unnecessary      Rev - No: 3      Creation date of this sheet: 2019-09-09

Company Address	SGL Carbon, Werner-von-Siemens-Str. 18, 86405 Meitingen, Germany	According to <b>DIN EN 13555</b> 2014-07
Gasket Type	Sigraflex Universal Pro V20010C2IP	
Sealing element dimensions [mm]	92 x 49 x 2	

L [mg/(s*m)]	Q <sub>min/L</sub> [MPa]	Minimum stress to seal Q <sub>min/L</sub> (at assembly), Q <sub>Smin/L</sub> (after off-loading) for p = 25 bar									
		Q <sub>Smin/L</sub> [MPa]									
		Q <sub>A</sub> = 10 MPa	Q <sub>A</sub> = 20 MPa	Q <sub>A</sub> = 30 MPa	Q <sub>A</sub> = 40 MPa	Q <sub>A</sub> = 60 MPa	Q <sub>A</sub> = 80 MPa	Q <sub>A</sub> = 100 MPa	Q <sub>A</sub> = 120 MPa	Q <sub>A</sub> = 140 MPa	Q <sub>A</sub> = 160 MPa
10 <sup>0</sup>	5	5	5	5	5	5	5	5			5
10 <sup>-1</sup>	7	5	5	5	5	5	5	5			5
10 <sup>-2</sup>	16		8	5	5	5	5	5			5
10 <sup>-3</sup>	32				18	8					5
10 <sup>-4</sup>	63						25	17			9
10 <sup>-5</sup>	98							90			26
10 <sup>-6</sup>	136										90
10 <sup>-7</sup>											
10 <sup>-8</sup>											



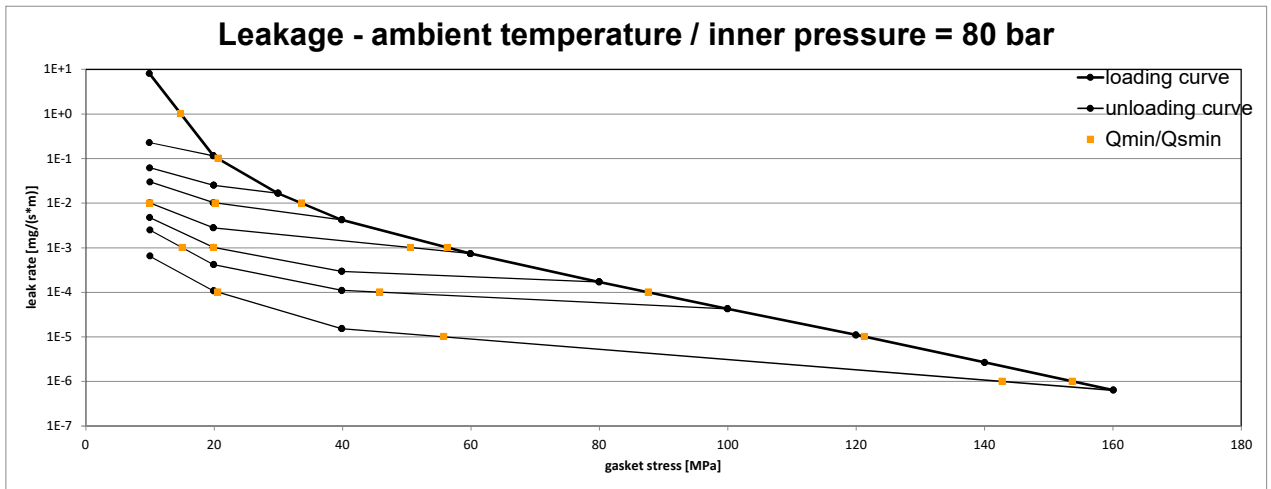
L [mg/(s*m)]	Q <sub>min/L</sub> [MPa]	Minimum stress to seal Q <sub>min/L</sub> (at assembly), Q <sub>Smin/L</sub> (after off-loading) for p = 40 bar									
		Q <sub>Smin/L</sub> [MPa]									
		Q <sub>A</sub> = 10 MPa	Q <sub>A</sub> = 20 MPa	Q <sub>A</sub> = 30 MPa	Q <sub>A</sub> = 40 MPa	Q <sub>A</sub> = 60 MPa	Q <sub>A</sub> = 80 MPa	Q <sub>A</sub> = 100 MPa	Q <sub>A</sub> = 120 MPa	Q <sub>A</sub> = 140 MPa	Q <sub>A</sub> = 160 MPa
10 <sup>0</sup>	5	5	5	5	5	5	5	5			5
10 <sup>-1</sup>	5	5	5	5	5	5	5	5			5
10 <sup>-2</sup>	16		8	5	5	5	5	5			5
10 <sup>-3</sup>	36				31	13					5
10 <sup>-4</sup>	68						36	20			8
10 <sup>-5</sup>	101										31
10 <sup>-6</sup>	137										103
10 <sup>-7</sup>											
10 <sup>-8</sup>											



Note: the content of darkened cells was not determined respectively is unnecessary      Rev - No: 3      Creation date of this sheet: 2019-09-09

Company Address	SGL Carbon, Werner-von-Siemens-Str. 18, 86405 Meitingen, Germany	According to <b>DIN EN 13555</b> <b>2014-07</b>
Gasket Type	Sigraflex Universal Pro V20010C2IP	
Sealing element dimensions [mm]	92 x 49 x 2	

L [mg/(s*m)]	Q <sub>minL</sub> [MPa]	Minimum stress to seal Q <sub>minL</sub> (at assembly), Q <sub>SminL</sub> (after off-loading) for p = 80 bar									
		Q <sub>SminL</sub> [MPa]									
		Q <sub>A</sub> = 20 MPa	Q <sub>A</sub> = 30 MPa	Q <sub>A</sub> = 40 MPa	Q <sub>A</sub> = 60 MPa	Q <sub>A</sub> = 80 MPa	Q <sub>A</sub> = 100 MPa	Q <sub>A</sub> = 120 MPa	Q <sub>A</sub> = 140 MPa	Q <sub>A</sub> = 160 MPa	
10 <sup>-9</sup>	15	10	10	10	10	10	10			10	
10 <sup>-1</sup>	21		10	10	10	10	10			10	
10 <sup>-2</sup>	34			20	10	10	10			10	
10 <sup>-3</sup>	56				51	20	15			10	
10 <sup>-4</sup>	88						46			21	
10 <sup>-5</sup>	121									56	
10 <sup>-6</sup>	154									143	
10 <sup>-7</sup>											
10 <sup>-8</sup>											



Note: the content of darkened cells was not determined respectively is unnecessary      Rev - No: 3      Creation date of this sheet: 2019-09-09

